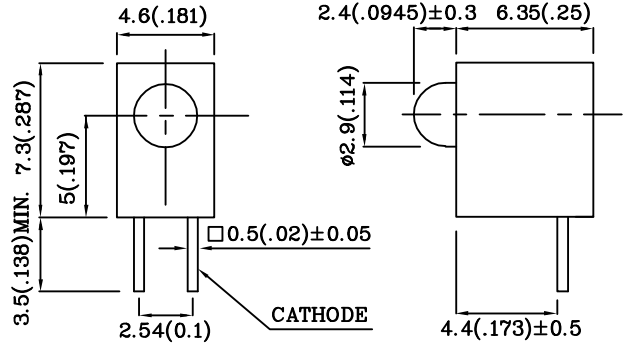


Features

- PRE-TRIMMED LEADS FOR PC MOUNTING.
- I.C. COMPATIBLE.
- BLACK CASE ENHANCES CONTRAST RATIO.
- WIDE VIEWING ANGLE.
- HIGH RELIABILITY LIFE MEASURED IN YEARS.
- UL RATING : 94V-0.
- HOUSING MATERIAL: TYPE 66 NYLON.



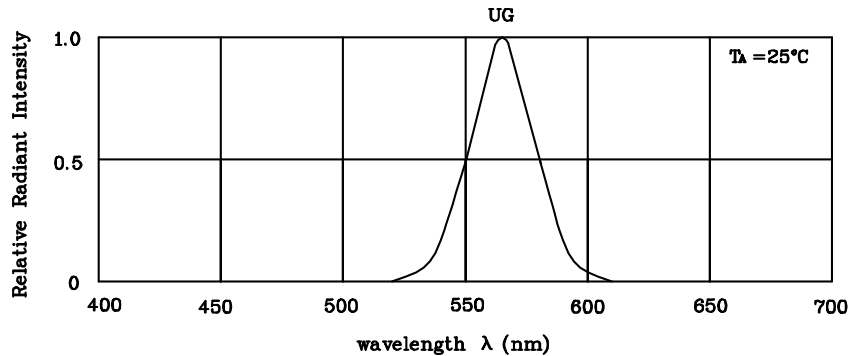
Notes:

1. All dimensions are in millimeters (inches).
2. Tolerance is ± 0.25(0.01") unless otherwise noted.

Absolute maximum ratings (TA=25°C)		UG (GaP)	Unit
Reverse voltage	V _R	5	V
Forward current	I _F	25	mA
Forward current (peak) 1/10Duty cycle 0.1ms pulse width	i _{FS}	140	mA
Power dissipation	P _T	105	mW
Operating temperature	T _A	-40 ~ +85	°C
Storage temperature	T _{stg}	-40 ~ +85	
Lead solder temperature [2mm below package base]	260°C For 5 Seconds		

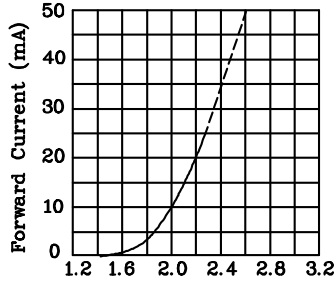
Operating Characteristics (TA=25°C)		UG (GaP)	Unit
Forward voltage (typ.) (IF=10mA)	V _F	2.0	V
Forward voltage (max.) (IF=10mA)	V _F	2.5	V
Reverse current (V _R =5V)	I _R	10	uA
Wavelength at peak emission (IF=10mA)	λ peak	565	nm
Wavelength at Dominate emission (IF=10mA)	λ D	568	nm
Spectral Line half-width (IF=10mA)	Δλ	30	nm
Capacitance (V _F =0V, f=1MHz)	C	15	pF

Part Number	Emitting Color	Emitting Material	Lens-color	Luminous Intensity (IF=10mA) mcd		Wavelength nm λ P	Viewing Angle 2 θ 1/2
				min.	typ.		
XVB1LUG32D	Green	GaP	Green Diffused	8	19	565	60°
Published Date : SEP 27,2003 Drawing No : XDSA2751 V2 Checked : B.L.LIU P.1/2							

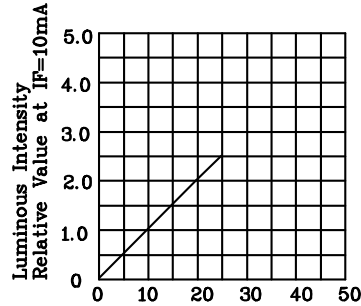


RELATIVE INTENSITY Vs. WAVELENGTH

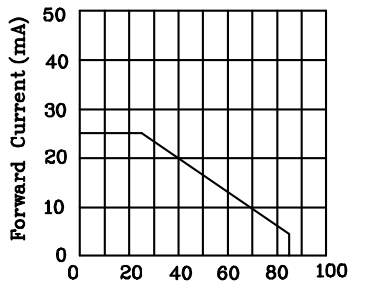
❖ UG



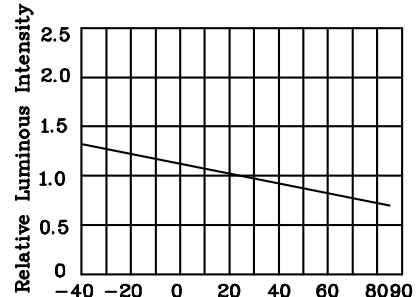
Forward Voltage(V)
FORWARD CURRENT Vs.
FORWARD VOLTAGE



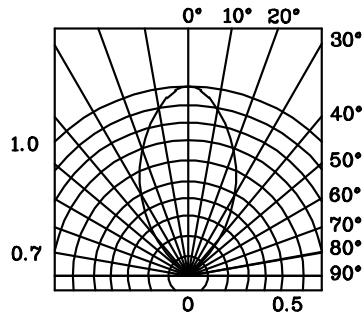
I_F -Forward Current (mA)
LUMINOUS INTENSITY Vs.
FORWARD CURRENT



Ambient Temperature T_A (°C)
FORWARD CURRENT
DERATING CURVE



Ambient Temperature T_A (°C)
LUMINOUS INTENSITY Vs.
AMBIENT TEMPERATURE



SPATIAL DISTRIBUTION