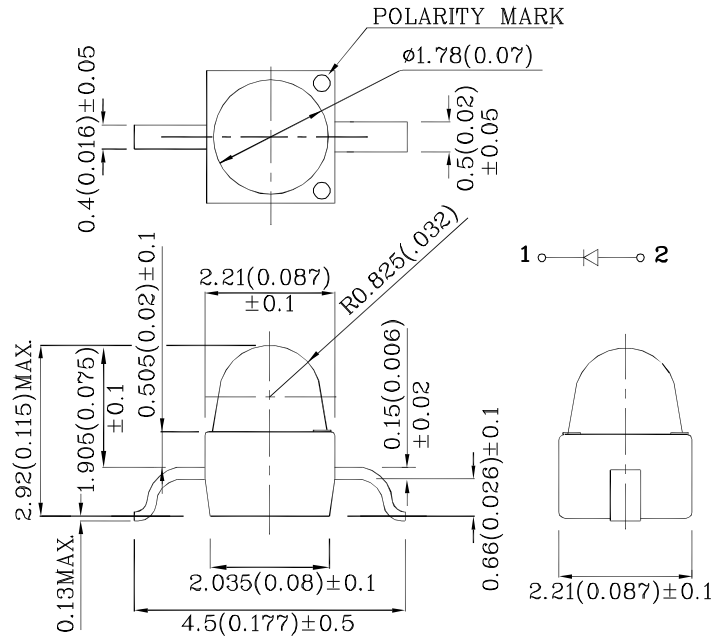


Features

- Ideal for indication light on hand held products
- Long life and robust package
- Variety of lens types and color choices available
- Package :1000pcs / reel
- Moisture sensitivity level : level 3
- RoHS compliant



Package Schematics

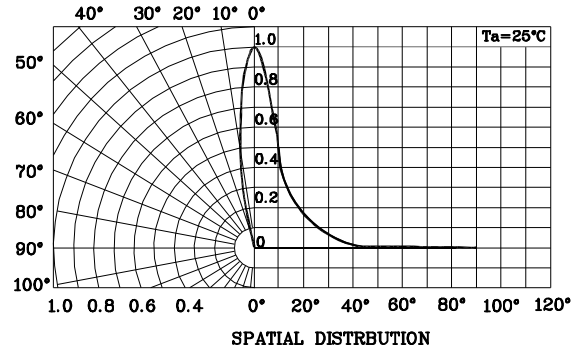
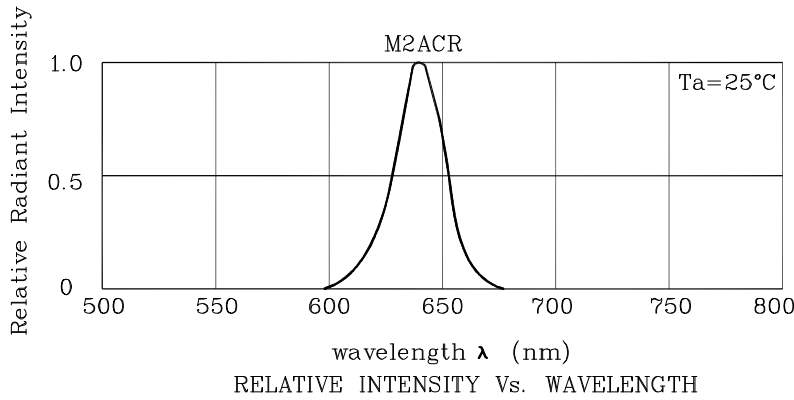


- Notes:
 1. All dimensions are in millimeters (inches).
 2. Tolerance is $\pm 0.25(0.01)$ " unless otherwise noted.
 3. Specifications are subject to change without notice.

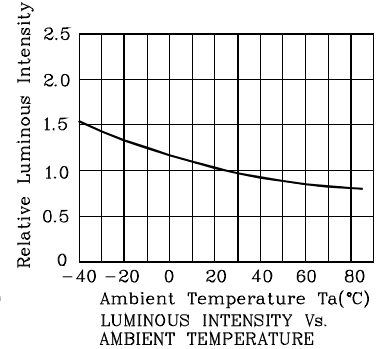
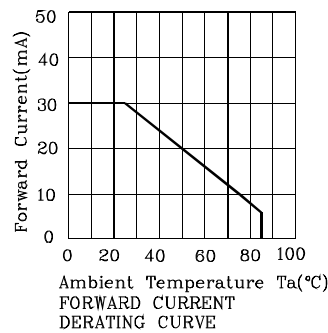
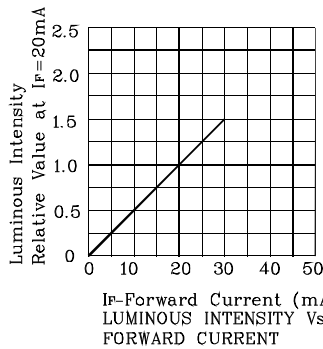
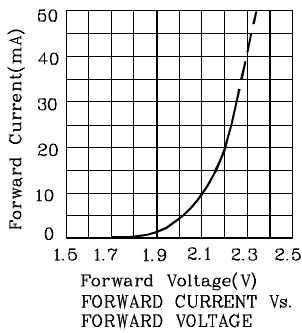
| Absolute Maximum Ratings ($T_A=25^\circ\text{C}$) | | M2ACR (AlGaInP) | Unit |
|--|-----------|--------------------|------|
| Reverse Voltage | V_R | 5 | V |
| Forward Current | I_F | 30 | mA |
| Forward Current (Peak) 1/10 Duty Cycle 0.1ms Pulse Width | i_{FS} | 150 | mA |
| Power Dissipation | P_D | 84 | mW |
| Operating Temperature | T_A | -40 ~ +85 | °C |
| Storage Temperature | T_{stg} | -40 ~ +85 | |

| Operating Characteristics ($T_A=25^\circ\text{C}$) | | M2ACR (AlGaInP) | Unit |
|---|-----------------|--------------------|---------------|
| Forward Voltage (Typ.) ($I_F=20\text{mA}$) | V_F | 2.2 | V |
| Forward Voltage (Max.) ($I_F=20\text{mA}$) | V_F | 2.8 | V |
| Reverse Current (Max.) ($V_R=5\text{V}$) | I_R | 10 | μA |
| Wavelength of Peak Emission (Typ.) ($I_F=20\text{mA}$) | λ_P | 640 | nm |
| Wavelength of Dominant Emission (Typ.) ($I_F=20\text{mA}$) | λ_D | 625 | nm |
| Spectral Line Full Width At Half-Maximum (Typ.) ($I_F=20\text{mA}$) | $\Delta\lambda$ | 25 | nm |
| Capacitance (Typ.) ($V_F=0\text{V}$, $f=1\text{MHz}$) | C | 27 | pF |

| Part Number | Emitting Color | Emitting Material | Lens-color | Luminous Intensity ($I_F=20\text{mA}$) mcd | | Wavelength nm λ_P | Viewing Angle 2 θ 1/2 |
|--------------|----------------|-------------------|-------------|--|-------|---------------------------------|---------------------------------|
| | | | | min. | typ. | | |
| XZM2ACR64W-3 | Red | AlGaInP | Water Clear | 8000 | 10990 | 640 | 20° |

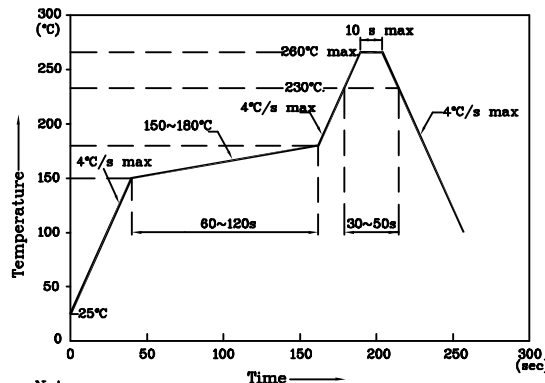


❖ M2ACR



LED is recommended for reflow soldering and soldering profile is shown below.

Reflow Soldering Profile for SMD Products (Pb-Free Components)

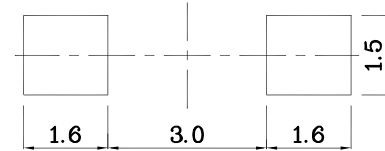
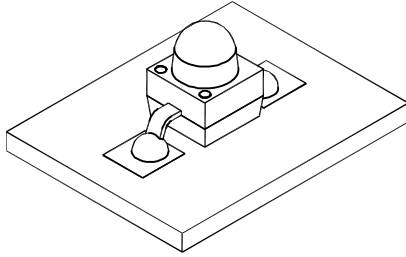


- Notes:
1. Maximum soldering temperature should not exceed 260°C
 2. Recommended reflow temperature: 145°C-260°C
 3. Do not put stress to the epoxy resin during high temperatures conditions

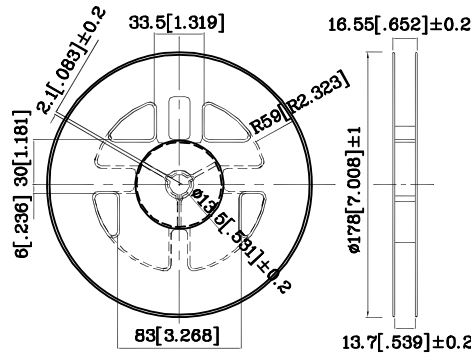


❖ The device has a single mounting surface.
The device must be mounted according to the specifications.

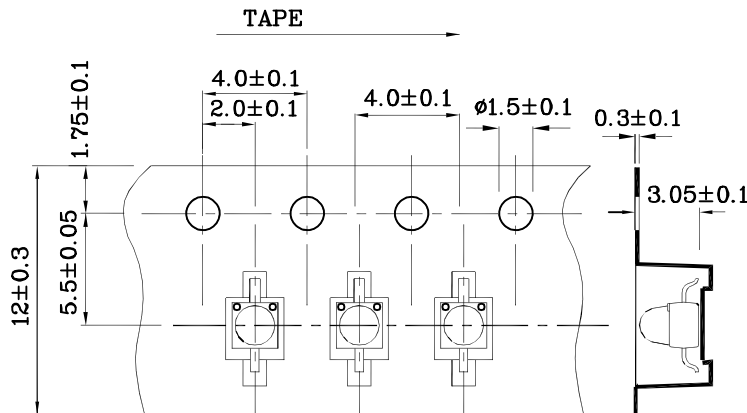
❖ Recommended Soldering Pattern
(Units : mm; Tolerance: ± 0.1)



❖ Reel Dimension



❖ Tape Specification (Units : mm)



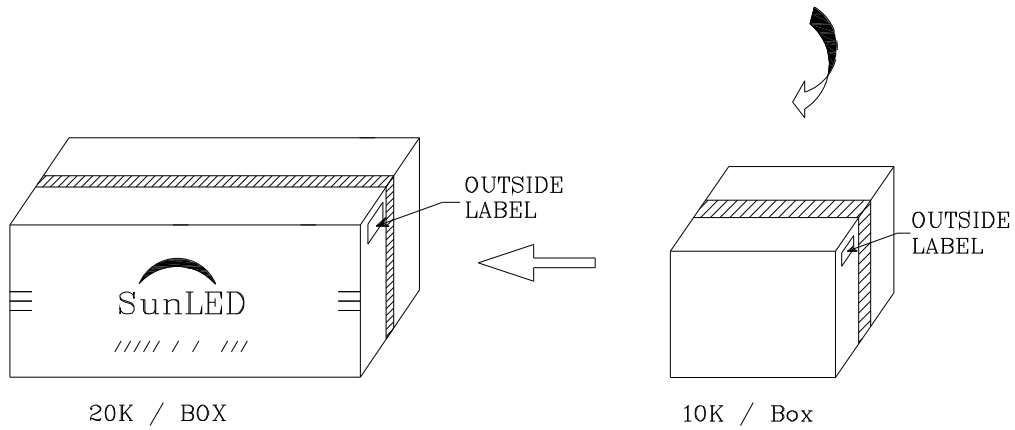
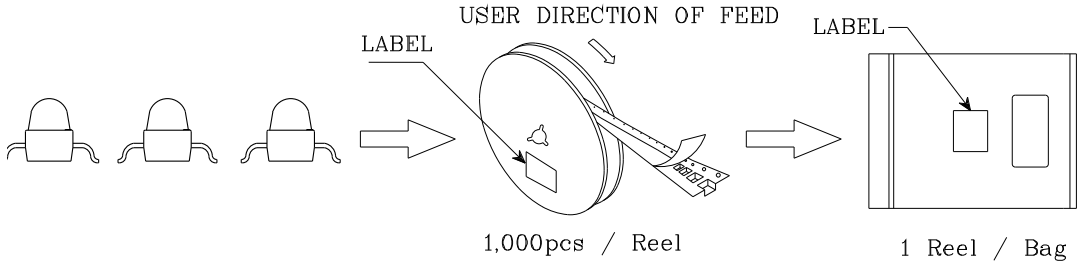

Remarks:

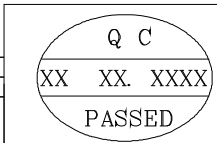

If special sorting is required (e.g. binning based on forward voltage, Luminous intensity / luminous flux, or wavelength), the typical accuracy of the sorting process is as follows:

1. Wavelength: $\pm 1\text{nm}$
2. Luminous intensity / luminous flux: $\pm 15\%$
3. Forward Voltage: $\pm 0.1\text{V}$

Note: Accuracy may depend on the sorting parameters.

PACKING & LABEL SPECIFICATIONS

| | |
|--|-----------|
|  | |
| P/NO : XZxx64x-3 | |
| QTY : 1,000 pcs | CODE: XXX |
| S/N : XX | |
| LOT NO: | |
|  XXXXXXXXXXXXXXXXXXXXXXXXXXXX | |
| RoHS Compliant | |