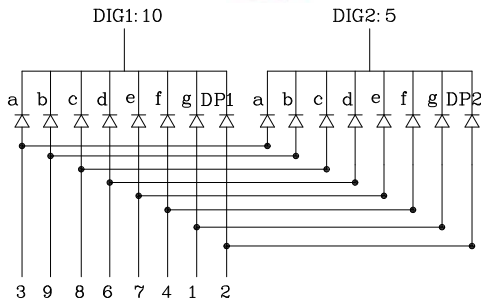
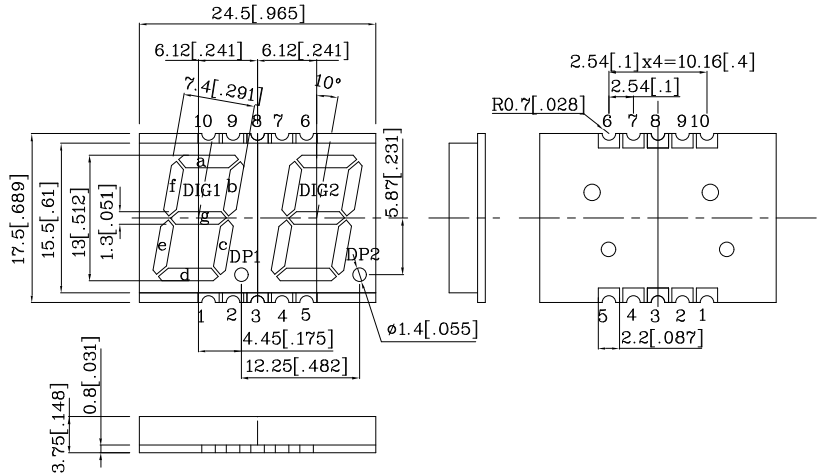


PRELIMINARY SPEC

Features

- 0.51 INCH DIGIT HEIGHT.
- LOW CURRENT OPERATION.
- EXCELLENT CHARACTER APPEARANCE.
- I.C. COMPATIBLE.
- MECHANICALLY RUGGED.
- GRAY FACE, WHITE SEGMENT.
- PACKAGE : 200PCS / REEL.
- MOISTURE SENSITIVITY LEVEL : LEVEL 4.
- RoHS COMPLIANT.



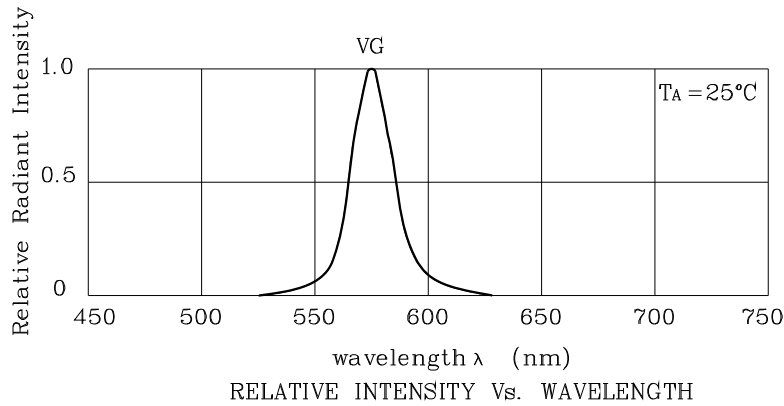
Notes:

1. All dimensions are in millimeters (inches).
2. Tolerance is $\pm 0.25(0.01)$ " unless otherwise noted.
3. The gap between the reflector and PCB shall not exceed 0.25mm.
4. Specifications are subject to change without notice.

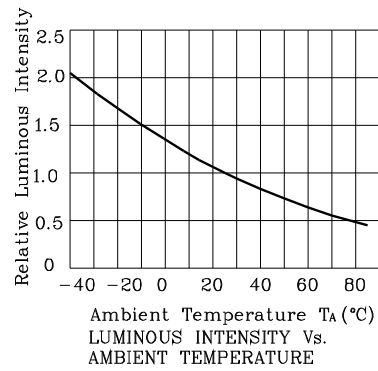
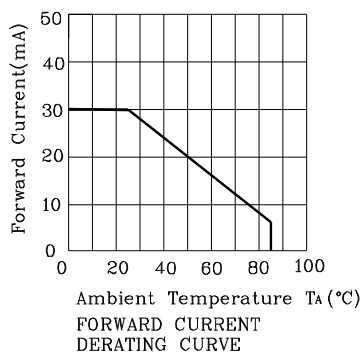
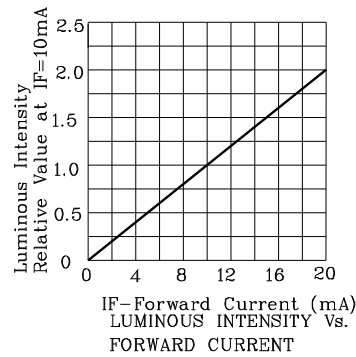
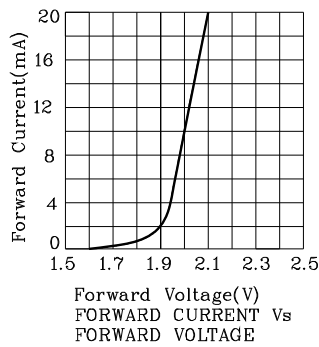
| Absolute Maximum Ratings (TA=25°C) | | VG (InGaAlP) | Unit |
|----------------------------------------------------------------|------|-----------------|------|
| Reverse Voltage | VR | 5 | V |
| Forward Current | IF | 30 | mA |
| Forward Current (Peak) 1/10 Duty Cycle 0.1ms Pulse Width | iFS | 150 | mA |
| Power Dissipation | PT | 75 | mW |
| Operating Temperature | TA | -40 ~ +85 | °C |
| Storage Temperature | Tstg | -40 ~ +85 | |

| Operating Characteristics (TA=25°C) | | VG (InGaAlP) | Unit |
|-----------------------------------------------------------------|-----------------|-----------------|------|
| Forward Voltage (Typ.) (IF=10mA) | VF | 2.0 | V |
| Forward Voltage (Max.) (IF=10mA) | VF | 2.5 | V |
| Reverse Current (Max.) (VR=5V) | IR | 10 | uA |
| Wavelength of Peak Emission (Typ.) (IF=10mA) | λP | 574 | nm |
| Wavelength of Dominant Emission (Typ.) (IF=10mA) | λD | 570 | nm |
| Spectral Line Full Width At Half-Maximum (Typ.) (IF=10mA) | $\Delta\lambda$ | 20 | nm |
| Capacitance (Typ.) (VF=0V, f=1MHz) | C | 15 | pF |

| Part Number | Emitting Color | Emitting Material | Luminous Intensity (IF=10mA) ucd | | Wavelength nm λP | Description |
|-------------|----------------|-------------------|----------------------------------------|-------|---------------------------------|----------------------------------|
| | | | min. | typ. | | |
| XZFVVG129C2 | Green | InGaAlP | 8000 | 19990 | 574 | Common Cathode. Rt. Hand Decimal |



❖ VG



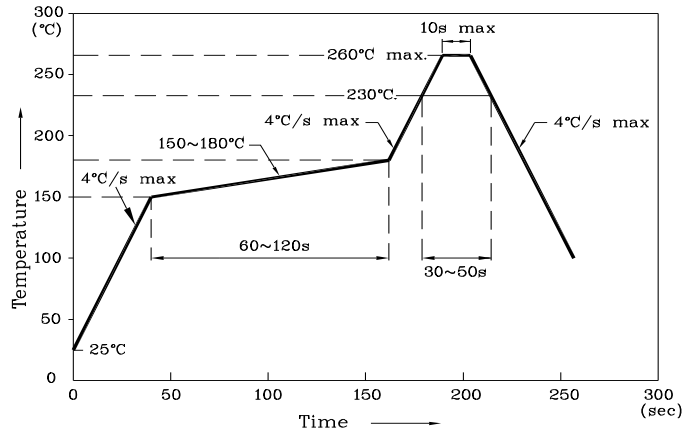
Remarks:

If special sorting is required (e.g. binning based on forward voltage, luminous intensity / luminous flux or wavelength), the typical accuracy of the sorting process is as follows:

1. Wavelength: +/-1nm
2. Luminous Intensity / Luminous Flux: +/-15%
3. Forward Voltage: +/-0.1V

Note: Accuracy may depend on the sorting parameters.

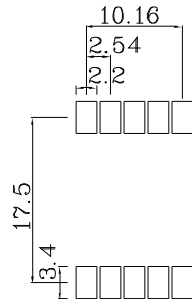
Reflow Soldering Profile For Lead-free SMT Process.



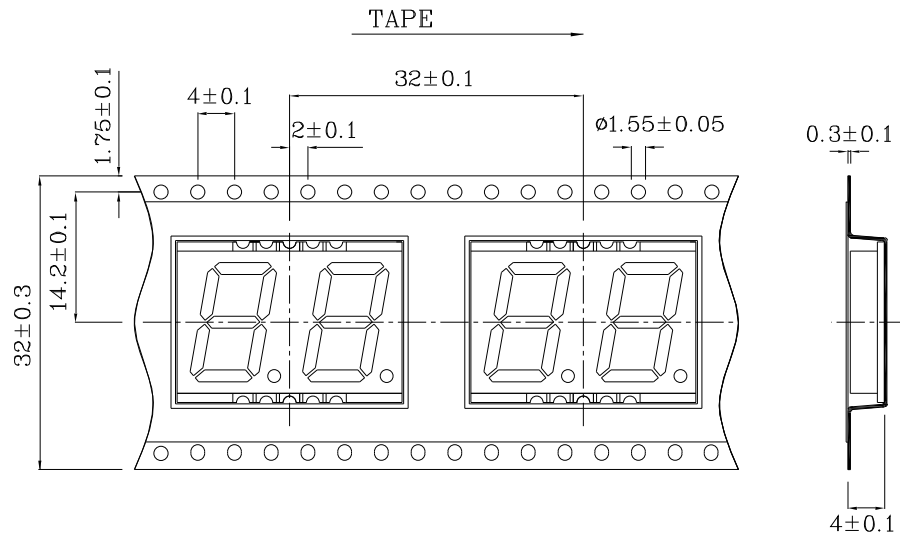
Notes:

1. Maximum soldering temperature should not exceed 260°C.
2. Recommended reflow temperature: 145°C-260°C.
3. Do not put stress to the epoxy resin during high temperatures conditions.

❖ Recommended Soldering Pattern (Units : mm;Tolerance:± 0.15)

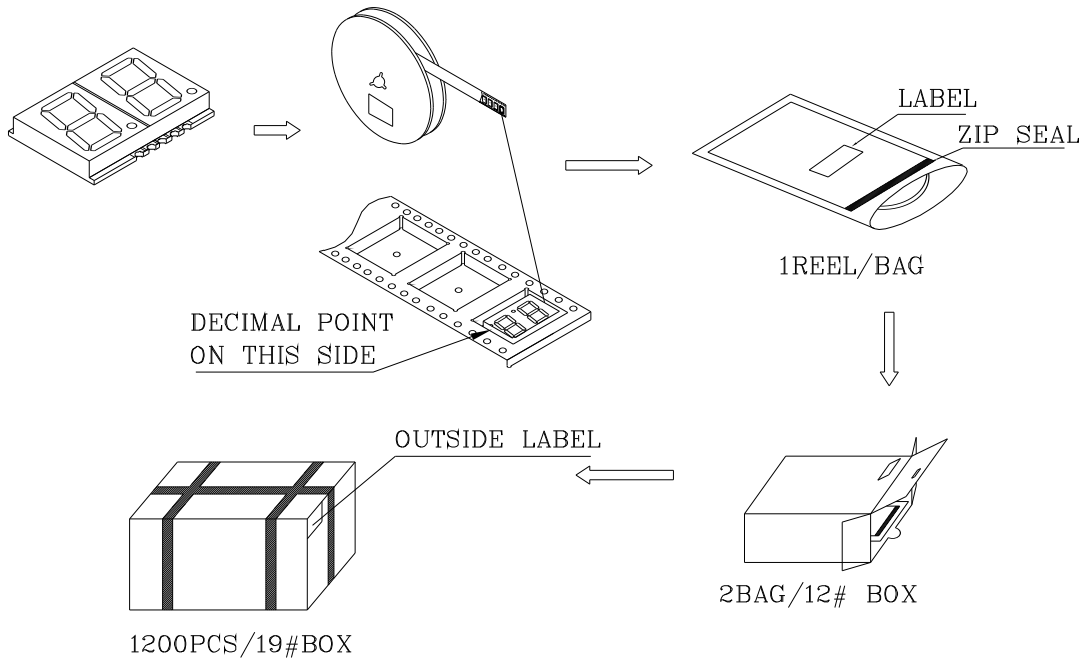


❖ Tape Specification (Units : mm)



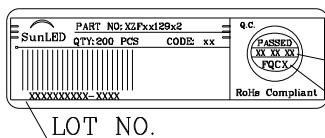
PACKING & LABEL SPECIFICATIONS

XZFVG129C2

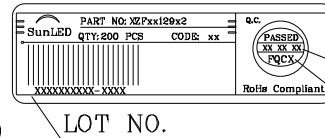


Outside LABEL Paste On The BAG

Inside LABEL Paste On The TAPE



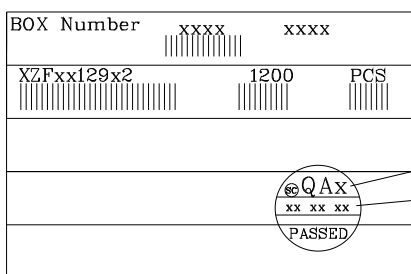
Date
Number OF FQC



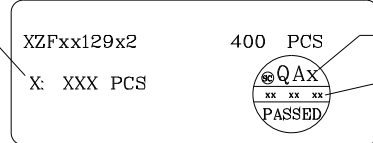
Date
Number OF FQC

Outside LABEL Paste On The 19#Box

Outside LABEL Paste On The 12#Box



BIN CODE
Number OF QA
Date



Number OF QA
Date